



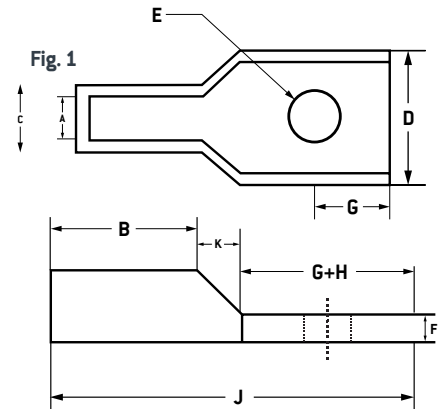
PART NUMBER:	DATE:
PROJECT #:	TYPE:
PREPARED BY:	

## F4P COPPER COMPRESSION LUGS SERIES SPECIFICATION

- Produced From High Conductivity Copper Tubing
- Tin-plated to Provide Corrosion and Low Contact Resistance
- Marked with Die Index and Color Coded
- Listed for 35KV Maximum When Properly Installed
- Copper wire ONLY

## COPPER SINGLE HOLE SHORT BARREL LUGS

Please refer to figure 1.



### CRIMP RANGE COLOR CHART

<b>BLUE</b>	<b>GRAY</b>	<b>WHITE</b>	<b>BROWN</b>	<b>YELLOW</b>	<b>GREEN</b>	<b>PINK</b>	<b>RED</b>	<b>BLACK</b>	<b>BLACK/GOLD</b>	<b>ORANGE/BROWN</b>	<b>PURPLE/GREEN</b>
6 AWG CRIMP RANGE: 6-8 AWG	4 AWG CRIMP RANGE: 4-6 AWG	3 AWG CRIMP RANGE: 3-6 AWG	2 AWG CRIMP RANGE: 2-6 AWG	250 MCM CRIMP RANGE: 250 MCM - 1/0 AWG	1 AWG CRIMP RANGE: 1-6 AWG 600 MCM 600 MCM - 250 MCM	1/0 AWG CRIMP RANGE: 1/0-6 AWG 700 MCM 700 MCM - 500 MCM	350 MCM CRIMP RANGE: 350 MCM - 3/0 AWG	750 MCM CRIMP RANGE: 750 MCM - 500 MCM 1000 MCM 1000 MCM - 750 MCM	2/0 AWG CRIMP RANGE: 2/0-4 AWG	2/0 AWG CRIMP RANGE: 2/0-4 AWG	4/0 AWG CRIMP RANGE: 4/0-1 AWG

PART NUMBER	STOCK CODE	WIRE RANGE	STUD SIZE	COLOR CODE	A	C	J	B	D	F	E	G	G+H	K	NO. OF CRIMPS	STRIP LENGTH
F4P CL814	0309-7116	8	1/4"	RED	0.173	0.271	1.200	0.492	0.421	0.078	0.251	0.275	0.590	0.118	2	0.393
F4P CL614	0309-7119	6	1/4"	BLUE	0.204	0.295	1.496	0.708	0.421	0.082	0.251	0.295	0.669	0.118	2	0.629
F4P CL656	0309-7122	6	5/16"	BLUE	0.204	0.295	1.496	0.708	0.488	0.066	0.330	0.295	0.669	0.118	2	0.629
F4P CL414	0309-7128	4	1/4"	GRAY	0.251	0.342	1.496	0.708	0.488	0.078	0.251	0.314	0.669	0.118	2	0.629
F4P CL456	0309-7131	4	5/16"	GRAY	0.251	0.342	1.496	0.708	0.488	0.078	0.330	0.314	0.669	0.118	2	0.629
F4P CL438	0309-7134	4	3/8"	GRAY	0.251	0.342	1.496	0.708	0.590	0.070	0.413	0.314	0.669	0.118	2	0.629
F4P CL214	0309-7137	2	1/4"	BROWN	0.314	0.421	1.795	0.826	0.602	0.102	0.251	0.370	0.811	0.157	1	0.748
F4P CL256	0309-7140	2	5/16"	BROWN	0.314	0.421	1.795	0.826	0.602	0.102	0.330	0.370	0.811	0.157	1	0.748
F4P CL238	0309-7143	2	3/8"	BROWN	0.314	0.421	1.795	0.826	0.602	0.102	0.413	0.370	0.811	0.157	1	0.748
F4P CL114	0309-7146	1	1/4"	GREEN	0.358	0.468	1.834	0.826	0.673	0.106	0.251	0.370	0.811	0.196	1	0.748
F4P CL156	0309-7149	1	5/16"	GREEN	0.358	0.468	1.834	0.826	0.673	0.106	0.330	0.370	0.811	0.196	1	0.748
F4P CL138	0309-7152	1	3/8"	GREEN	0.358	0.468	1.834	0.826	0.673	0.106	0.413	0.393	0.811	0.196	1	0.748
F4P CL1056	0309-7158	1/0	5/16"	PINK	0.389	0.519	1.834	0.826	0.767	0.125	0.330	0.370	0.811	0.196	1	0.748
F4P CL1038	0309-7161	1/0	3/8"	PINK	0.389	0.519	1.834	0.826	0.767	0.125	0.413	0.370	0.811	0.196	1	0.748
F4P CL1048	0309-7164	1/0	1/2"	PINK	0.389	0.519	1.834	0.826	0.767	0.125	0.511	0.370	0.811	0.196	1	0.748
F4P CL2056	0309-7167	2/0	5/16"	BLACK	0.440	0.562	2.244	0.944	0.814	0.118	0.330	0.472	1.062	0.236	1	0.826
F4P CL2038	0309-7170	2/0	3/8"	BLACK	0.440	0.562	2.244	0.944	0.814	0.118	0.413	0.472	1.062	0.236	1	0.826
F4P CL2048	0309-7173	2/0	1/2"	BLACK	0.440	0.562	2.244	0.944	0.814	0.118	0.511	0.472	1.062	0.236	1	0.826
F4P CL3038	0309-7176	3/0	3/8"	ORANGE/BROWN	0.492	0.622	2.362	0.984	0.901	0.125	0.413	0.472	1.062	0.314	1	0.826
F4P CL3048	0309-7179	3/0	1/2"	ORANGE/BROWN	0.492	0.622	2.362	0.984	0.901	0.125	0.511	0.472	1.062	0.314	1	0.826



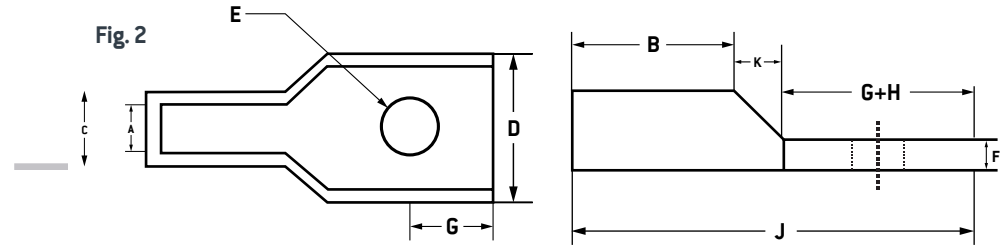
PART NUMBER:	DATE:
PROJECT #:	TYPE:
PREPARED BY:	

### CRIMP RANGE COLOR CHART

<b>BLUE</b>	<b>GRAY</b>	<b>WHITE</b>	<b>BROWN</b>	<b>YELLOW</b>	<b>GREEN</b>	<b>PINK</b>	<b>RED</b>	<b>BLACK</b>	<b>BLACK/GOLD</b>	<b>ORANGE/BROWN</b>	<b>PURPLE/GREEN</b>
6 AWG CRIMP RANGE: 6-8 AWG	4 AWG CRIMP RANGE: 4-6 AWG	3 AWG CRIMP RANGE: 3-6 AWG	2 AWG CRIMP RANGE: 2-6 AWG	250 MCM CRIMP RANGE: 250 MCM - 1/0 AWG	1 AWG CRIMP RANGE: 1-6 AWG 600 MCM 600 MCM - 250 MCM	1/0 AWG CRIMP RANGE: 1/0-6 AWG 700 MCM 700 MCM - 500 MCM	350 MCM CRIMP RANGE: 350 MCM - 3/0 AWG	750 MCM CRIMP RANGE: 750 MCM - 500 MCM 1000 MCM 1000 MCM - 750 MCM	2/0 AWG CRIMP RANGE: 2/0-4 AWG	2/0 AWG CRIMP RANGE: 2/0-4 AWG	4/0 AWG CRIMP RANGE: 4/0-1 AWG

PART NUMBER	STOCK CODE	WIRE RANGE	STUD SIZE	COLOR CODE	A	C	J	B	D	F	E	G	G+H	K	NO. OF CRIMPS	STRIP LENGTH
F4P CL4038	0309-7182	4/0	3/8"		0.547	0.688	2.362	0.984	1	0.133	0.413	0.472	1.062	0.314	1	0.826
F4P CL4048	0309-7185	4/0	1/2"		0.547	0.688	2.362	0.984	1	0.133	0.511	0.472	1.062	0.314	1	0.826
F4P CL25038	0309-7197	250	3/8"		0.594	0.751	2.480	1.062	1.090	0.149	0.429	0.472	1.062	0.354	2	0.984
F4P CL25048	0309-7200	250	1/2"		0.594	0.751	2.480	1.062	1.090	0.149	0.511	0.472	1.062	0.354	2	0.984
F4P CL30048	0309-7203	300	1/2"		0.657	0.814	2.480	1.062	1.188	0.149	0.511	0.519	1.062	0.354	2	0.984
F4P CL35048	0309-7206	350	1/2"		0.700	0.874	2.598	1.102	1.275	0.165	0.511	0.519	1.062	0.433	2	1.023
F4P CL40048	0309-7209	400	1/2"		0.763	0.948	3.078	1.181	1.385	0.177	0.511	0.519	1.377	0.511	2	1.102
F4P CL50048	0309-7212	500	1/2"		0.834	1.062	3.275	1.539	1.385	0.216	0.511	0.519	1.377	0.511	2	1.259
F4P CL50058	0309-7215	500	5/8"		0.834	1.062	3.275	1.539	1.385	0.216	0.669	0.519	1.377	0.511	2	1.259
F4P CL60058	0309-7218	600	5/8"		0.925	1.188	3.503	1.496	1.716	0.251	0.669	0.677	1.456	0.551	3	1.377
F4P CL60048	0309-7221	600	1/2"		0.925	1.188	3.425	1.496	1.716	0.251	0.511	0.519	1.456	0.551	3	1.377
F4P CL75058	0309-7224	750	5/8"		1.031	1.311	4.370	1.850	1.901	0.267	0.669	0.688	1.850	0.669	3	1.732

Fig. 2



### COPPER SINGLE HOLE LONG BARREL LUGS

Please refer to figure 2.

PART NUMBER	STOCK CODE	WIRE RANGE	STUD SIZE	COLOR CODE	A	C	J	B	D	F	E	G	G+H	K	NO. OF CRIMPS	STRIP LENGTH
F4P CL814-LB	0309-7242	8	1/4"		0.173	0.271	1.515	0.807	0.421	0.078	0.251	0.275	0.590	0.118	2	0.708
F4P CL614-LB	0309-7245	6	1/4"		0.204	0.295	1.771	0.984	0.421	0.082	0.251	0.295	0.669	0.118	2	0.866
F4P CL638-LB	0309-7248	6	3/8"		0.204	0.295	1.913	0.984	0.590	0.082	0.413	0.370	0.811	0.118	2	0.866
F4P CL414-LB	0309-7251	4	1/4"		0.251	0.342	1.771	0.984	0.488	0.086	0.251	0.314	0.669	0.118	2	0.866
F4P CL438-LB	0309-7254	4	3/8"		0.251	0.342	1.913	0.984	0.590	0.086	0.413	0.370	0.811	0.118	2	0.866
F4P CL456-LB	0309-7257	4	5/16"		0.251	0.342	1.771	0.984	0.488	0.086	0.330	0.314	0.669	0.118	2	0.866
F4P CL256-LB	0309-7260	2	5/16"		0.314	0.421	2.070	1.102	0.602	0.102	0.330	0.370	0.811	0.157	2	1.023
F4P CL238-LB	0309-7263	2	3/8"		0.314	0.421	2.070	1.102	0.602	0.102	0.413	0.370	0.811	0.157	2	1.023

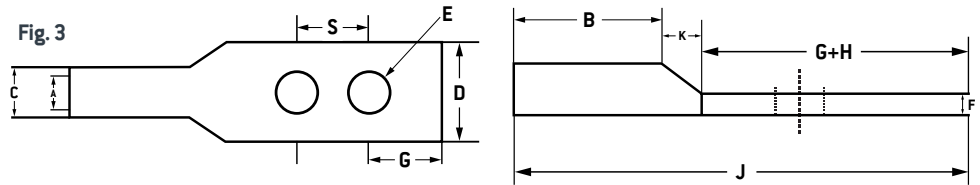


PART NUMBER:	DATE:
PROJECT #:	TYPE:
PREPARED BY:	

**CRIMP RANGE COLOR CHART**

<b>BLUE</b>	<b>GRAY</b>	<b>WHITE</b>	<b>BROWN</b>	<b>YELLOW</b>	<b>GREEN</b>	<b>PINK</b>	<b>RED</b>	<b>BLACK</b>	<b>BLACK/GOLD</b>	<b>ORANGE/BROWN</b>	<b>PURPLE/GREEN</b>
6 AWG CRIMP RANGE: 6-8 AWG	4 AWG CRIMP RANGE: 4-6 AWG	3 AWG CRIMP RANGE: 3-6 AWG	2 AWG CRIMP RANGE: 2-6 AWG	250 MCM CRIMP RANGE: 250 MCM - 1/0 AWG	1 AWG CRIMP RANGE: 1-6 AWG 600 MCM 600 MCM - 250 MCM	1/0 AWG CRIMP RANGE: 1/0-6 AWG 700 MCM 700 MCM - 500 MCM	350 MCM CRIMP RANGE: 350 MCM - 3/0 AWG	750 MCM CRIMP RANGE: 750 MCM - 500 MCM 1000 MCM 1000 MCM - 750 MCM	2/0 AWG CRIMP RANGE: 2/0-4 AWG	2/0 AWG CRIMP RANGE: 2/0-4 AWG	4/0 AWG CRIMP RANGE: 4/0-1 AWG

PART NUMBER	STOCK CODE	WIRE RANGE	STUD SIZE	COLOR CODE	A	C	J	B	D	F	E	G	G+H	K	NO. OF CRIMPS	STRIP LENGTH
F4P CL214-LB	0309-7266	2	1/4"		0.314	0.421	2.070	1.102	0.602	0.102	0.251	0.370	0.811	0.157	2	1.023
F4P CL138-LB	0309-7269	1	3/8"		0.389	0.519	2.208	1.200	0.744	0.125	0.413	0.370	0.811	0.196	2	1.102
F4P CL2038-LB	0309-7272	2/0	3/8"		0.440	0.562	2.677	1.377	0.814	0.118	0.413	0.370	1.062	0.236	2	1.259
F4P CL2048-LB	0309-7275	2/0	1/2"		0.440	0.562	2.677	1.377	0.814	0.118	0.511	0.370	1.062	0.236	2	1.259
F4P CL3048-LB	0309-7281	3/0	1/2"		0.492	0.622	2.795	1.377	0.901	0.125	0.511	0.472	1.062	0.314	2	1.259
F4P CL3038-LB	0309-7278	3/0	3/8"		0.492	0.622	2.795	1.377	0.901	0.125	0.413	0.472	1.062	0.314	2	1.259
F4P CL4048-LB	0309-7287	4/0	1/2"		0.547	0.688	2.795	1.417	1	0.133	0.511	0.519	1.062	0.314	2	1.259
F4P CL4038-LB	0309-7284	4/0	3/8"		0.547	0.688	2.795	1.417	1	0.133	0.413	0.519	1.062	0.314	2	1.259
F4P CL25048-LB	0309-7290	250	1/2"		0.594	0.751	3.031	1.614	1.090	0.149	0.511	0.519	1.062	0.354	2	1.496
F4P CL30048-LB	0309-7293	300	1/2"		0.657	0.814	3.385	1.968	1.188	0.149	0.511	0.519	1.062	0.354	3	1.850
F4P CL35048-LB	0309-7296	350	1/2"		0.700	0.874	3.464	1.968	1.275	0.165	0.511	0.519	1.062	0.433	3	1.850
F4P CL40048-LB	0309-7299	400	1/2"		0.763	0.948	3.858	1.968	1.385	0.177	0.511	0.511	1.377	0.511	4	1.850
F4P CL50048-LB	0309-7302	500	1/2"		0.834	1.062	4.133	2.244	1.539	0.216	0.511	0.511	1.377	0.511	4	2.165
F4P CL50058-LB	0309-7305	500	5/8"		0.834	1.062	4.133	2.244	1.539	0.216	0.669	0.511	1.377	0.511	4	2.165
F4P CL60058-LB	0309-7308	600	5/8"		0.925	1.188	4.251	2.244	1.716	0.251	0.669	0.688	1.456	0.551	4	2.165
F4P CL75058-LB	0309-7311	750	5/8"		1.031	1.311	5.157	2.637	1.901	0.267	0.669	0.688	1.850	0.669	4	2.559



**COPPER TWO HOLE BARREL LUGS**

Please refer to figure 3.

PART NUMBER	STOCK CODE	WIRE RANGE	STUD SIZE	COLOR CODE	A	C	J	B	D	F	E	G	G+H	S	K	NO. OF CRIMPS	STRIP LENGTH
F4P CL8141-2H	0309-7314	8	1/4"		0.173	0.271	2.185	0.807	0.421	0.078	0.208	0.279	1.259	0.625	0.118	2	0.708
F4P CL614-2H	0309-7317	6	1/4"		0.204	0.295	2.362	0.984	0.421	0.082	0.251	0.279	1.259	0.625	0.118	2	0.866
F4P CL648-2H	0309-7320	6	1/2"		0.204	0.295	4.094	0.984	0.708	0.118	0.511	0.618	2.992	1.751	0.118	2	0.866
F4P CL6142-2H	0309-7323	6	1/4"		0.204	0.295	2.480	0.984	0.421	0.082	0.251	0.279	1.377	0.751	0.118	2	0.866
F4P CL638-2H	0309-7326	6	3/8"		0.204	0.295	2.913	0.984	0.421	0.082	0.413	0.381	1.811	1	0.118	2	0.866



PART NUMBER:	DATE:
PROJECT #:	TYPE:
PREPARED BY:	

**CRIMP  
RANGE  
COLOR  
CHART**

<b>BLUE</b>	<b>GRAY</b>	<b>WHITE</b>	<b>BROWN</b>	<b>YELLOW</b>	<b>GREEN</b>	<b>PINK</b>	<b>RED</b>	<b>BLACK</b>	<b>BLACK/GOLD</b>	<b>ORANGE/BROWN</b>	<b>PURPLE/GREEN</b>
6 AWG CRIMP RANGE: 6-8 AWG	4 AWG CRIMP RANGE: 4-6 AWG	3 AWG CRIMP RANGE: 3-6 AWG	2 AWG CRIMP RANGE: 2-6 AWG	250 MCM CRIMP RANGE: 250 MCM - 1/0 AWG	1 AWG CRIMP RANGE: 1-6 AWG 600 MCM 600 MCM - 250 MCM	1/0 AWG CRIMP RANGE: 1/0-6 AWG 700 MCM 700 MCM - 500 MCM	350 MCM CRIMP RANGE: 350 MCM - 3/0 AWG	750 MCM CRIMP RANGE: 750 MCM - 500 MCM 1000 MCM 1000 MCM - 750 MCM	2/0 AWG CRIMP RANGE: 2/0-4 AWG	2/0 AWG CRIMP RANGE: 2/0-4 AWG	4/0 AWG CRIMP RANGE: 4/0-1 AWG

PART NUMBER	STOCK CODE	WIRE RANGE	STUD SIZE	COLOR CODE	A	C	J	B	D	F	E	G	G+H	S	K	NO. OF CRIMPS	STRIP LENGTH
F4PCL414-2H	0309-7329	4	1/4"		0.251	0.342	2.362	0.984	0.488	0.086	0.251	0.279	1.259	0.625	0.118	2	0.866
F4PCL438-2H	0309-7332	4	3/8"		0.251	0.342	2.952	0.984	0.421	0.086	0.413	0.381	1.811	1	0.118	2	0.866
F4PCL4142-2H	0309-7335	4	1/4"		0.251	0.342	2.519	0.984	0.488	0.086	0.251	0.279	1.377	0.751	0.118	2	0.866
F4PCL448-2H	0309-7338	4	1/2"		0.251	0.342	4.094	0.984	0.866	0.118	0.511	0.618	2.992	1.751	0.118	2	0.866
F4PCL256-2H	0309-7341	2	5/16"		0.314	0.421	2.874	1.102	0.602	0.102	0.330	0.318	1.614	0.751	0.157	2	1.023
F4PCL238-2H	0309-7344	2	3/8"		0.314	0.421	3.070	1.102	0.602	0.102	0.413	0.381	1.811	1	0.157	2	1.023
F4PCL2142-2H	0309-7347	2	1/4"		0.314	0.421	2.637	1.102	0.602	0.102	0.251	0.279	1.377	0.751	0.157	2	1.023
F4PCL1038-2H	0309-7350	1/0	3/8"		0.389	0.519	3.208	1.200	0.744	0.125	0.413	0.381	1.811	1	0.196	2	1.102
F4PCL1048-2H	0309-7353	1/0	1/2"		0.389	0.519	4.633	1.200	0.744	0.122	0.511	0.618	2.992	1.751	0.196	2	1.102
F4PCL2038-2H	0309-7356	2/0	3/8"		0.440	0.562	3.425	1.377	0.814	0.118	0.413	0.381	1.811	1	0.236	2	1.299
F4PCL2014-2H	0309-7359	2/0	1/4"		0.440	0.562	2.992	1.377	0.814	0.118	0.251	0.279	1.377	0.751	0.236	2	1.299
F4PCL2048-2H	0309-7362	2/0	1/2"		0.440	0.562	4.606	1.377	0.814	0.118	0.511	0.618	2.992	1.751	0.236	2	1.299
F4PCL3038-2H	0309-7365	3/0	3/8"		0.492	0.622	3.503	1.377	0.901	0.125	0.413	0.381	1.811	1	0.314	2	1.299
F4PCL3048-2H	0309-7368	3/0	1/2"		0.492	0.622	4.645	1.377	0.901	0.125	0.511	0.618	2.992	1.751	0.314	2	1.299
F4PCL4038-2H	0309-7371	4/0	3/8"		0.547	0.688	3.543	1.417	1	0.133	0.413	0.381	1.811	1	0.314	2	1.338
F4PCL4048-2H	0309-7374	4/0	1/2"		0.547	0.688	4.724	1.417	1	0.133	0.511	0.618	2.992	1.751	0.314	2	1.338
F4PCL25038-2H	0309-7377	250	3/8"		0.594	0.751	3.779	1.614	1.090	0.149	0.413	0.381	1.811	1	0.354	3	1.535
F4PCL25048-2H	0309-7380	250	1/2"		0.594	0.751	4.960	1.614	1.090	0.149	0.511	0.618	2.992	1.751	0.354	3	1.535
F4PCL30048-2H	0309-7383	300	1/2"		0.657	0.814	5.314	1.968	1.188	0.149	0.511	0.618	2.992	1.751	0.354	3	1.889
F4PCL35048-2H	0309-7386	350	1/2"		0.700	0.874	5.393	1.968	1.275	0.165	0.511	0.618	2.992	1.751	0.433	3	1.889
F4PCL35038-2H	0309-7389	350	3/8"		0.700	0.874	4.212	1.968	1.275	0.165	0.413	0.381	1.811	1	0.433	3	1.889
F4PCL40048-2H	0309-7392	400	1/2"		0.763	0.948	5.472	1.968	1.385	0.177	0.511	0.618	2.992	1.751	0.511	3	1.889
F4PCL50048-2H	0309-7395	500	1/2"		0.838	1.062	5.748	2.244	1.539	0.216	0.511	0.618	2.992	1.751	0.511	3	2.165
F4PCL50038-2H	0309-7398	500	3/8"		0.838	1.062	4.566	2.244	1.539	0.216	0.413	0.381	1.811	1	0.511	3	2.165
F4PCL60048-2H	0309-7401	600	1/2"		0.925	1.188	5.787	2.244	1.716	0.251	0.511	0.618	2.992	1.751	0.551	3	2.165
F4PCL60038-2H	0309-7404	600	3/8"		0.925	1.188	4.606	2.244	1.716	0.251	0.413	0.381	1.811	1	0.551	3	2.165
F4PCL75048-2H	0309-7407	750	1/2"		1.043	1.311	6.299	2.637	1.901	0.267	0.511	0.618	2.992	1.751	0.669	3	2.559
F4PCL75038-2H	0309-7410	750	3/8"		1.043	1.311	5.118	2.637	1.901	0.267	0.413	0.381	1.811	1	0.669	3	2.559



PART NUMBER:	DATE:
PROJECT #:	TYPE:
PREPARED BY:	

## CRIMP RANGE COLOR CHART

CABLE SIZE	COLOR	COLOR CODE	RANGE TAKING (APPLICABLE WIRE RANGE)
6 AWG	BLUE		6-8 AWG
4 AWG	GRAY		4-6 AWG
3 AWG	WHITE		3-6 AWG
2 AWG	BROWN		2-6 AWG
1 AWG	GREEN		1-6 AWG
1/0 AWG	PINK		1/0-6 AWG
2/0 AWG	BLACK/GOLD		2/0-4 AWG
3/0 AWG	ORANGE/ BROWN		3/0-2 AWG
4/0 AWG	PURPLE/ GREEN		4/0-1 AWG
250 MCM	YELLOW		250 MCM - 1/0 AWG
300 MCM	WHITE		300 MCM - 2/0 AWG
350 MCM	RED		350 MCM - 3/0 AWG
400 MCM	BLUE		400 MCM - 4/0 AWG
500 MCM	BROWN		500 MCM - 250 MCM
600 MCM	GREEN		600 MCM - 250 MCM
700 MCM	PINK		700 MCM - 500 MCM
750 MCM	BLACK		750 MCM - 500 MCM
1000 MCM	BLACK		1000 MCM - 750 MCM